



Understanding Library Funding

Presented to the
Waupaca Area Public Library Board
November 4, 2020

How are libraries in Wisconsin funded?


- ▶ Local municipal tax – City of Waupaca
- ▶ Local County tax – based on circulation to residents of the home county outside of the municipality – based on a County Library Service Plan
- ▶ Adjacent County tax – taxed for their residents use of libraries located in an adjacent County – Waushara
- ▶ State tax – supports the Systems who provide services to Libraries - OWLS





The Recent History of Library Funding in Wisconsin?

- ▶ Up until 2010 there was a law in place that regulated the allocation for libraries through their municipalities.
- ▶ The **Maintenance of Effort** law said that a municipality could not allocate less than the average of the last three years allocation or they would lose support from the State funded Systems.
- ▶ When levy limits were put into place this law was not part of the new State Statutes.
- ▶ At about the same time Systems were allowed to bill adjacent counties for their residents' use of libraries located in neighboring counties...
- ▶ Except for consolidated county libraries. Consolidated county libraries bill all their county residents for the use of libraries and are exempt from paying adjacent counties for their resident use – unless there is reciprocal use and the Consolidated County Library bills the adjacent county. (new law – 2017)



What is the method for determining the County Funding?

- ▶ $\text{Expenditures} / \text{Circulation} = \text{Cost per Circulation}$
- ▶ $\text{Cost per Circulation} \times \# \text{ of Circulated items} = \text{Reimbursement Total}$
- ▶ There is a two year lag

Waupaca County Library Funding Request for 2021 by 2020-2024 County Plan Formula

Year 1 of 5-Year Phase In of New Formula - 20% of change

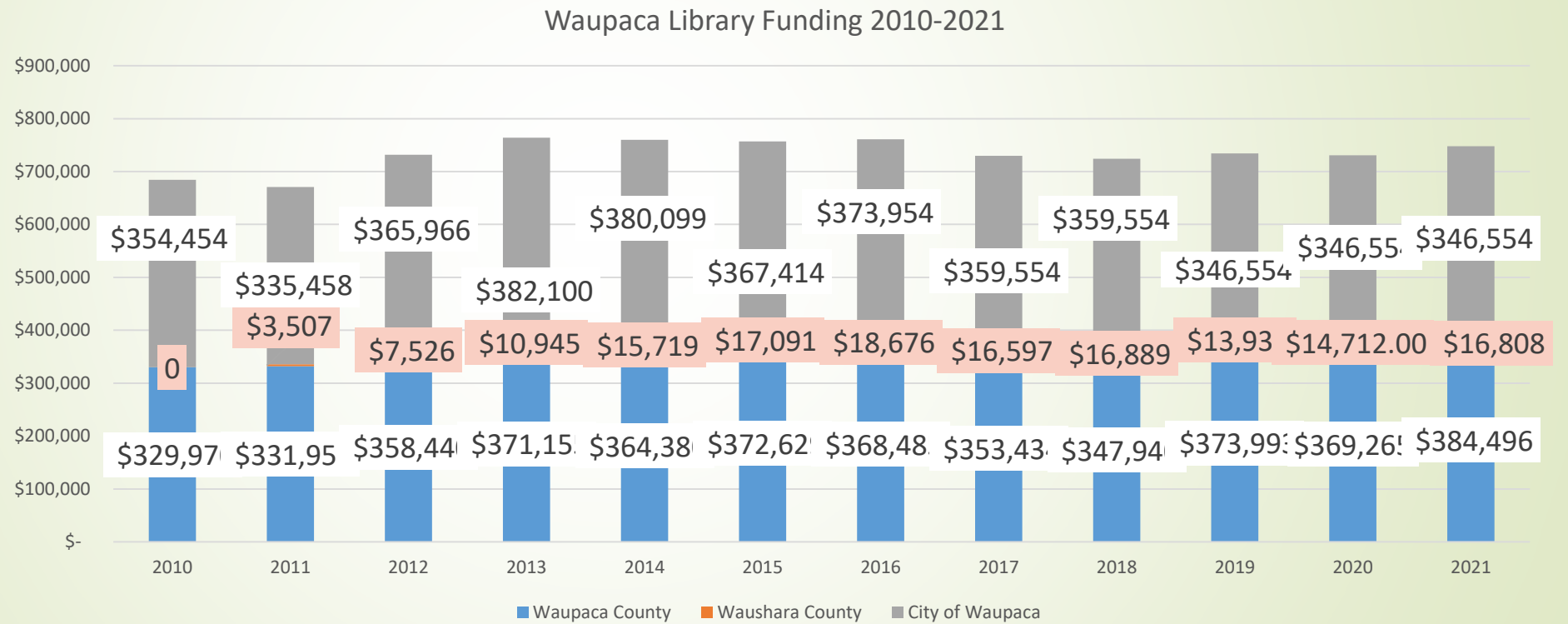
Library	2019 Expenditures	2019 Physical Circ	2019 Electronic Circ	Cost per Circ (combined)	2021 Request Using Old Formula	2021 Request Using New Formula	Difference	2021 Request at Year 1 - Phase in 20% of Change	2020 Reimbursement	Change	% Change
Clintonville	\$392,883	80,408	7,528	\$4.47	\$136,035	\$134,717	\$(1,318)	\$135,771	\$139,449	\$(3,678)	-2.64%
Fremont	\$95,694	26,723	2,052	\$3.33	\$40,114	\$39,983	\$(131)	\$40,088	\$42,881	\$(2,793)	-6.51%
Iola	\$232,599	36,688	3,480	\$5.79	\$113,340	\$118,927	\$5,587	\$114,457	\$89,172	\$25,285	28.36%
Manawa	\$198,722	37,219	2,631	\$4.99	\$113,528	\$116,207	\$2,679	\$114,064	\$112,954	\$1,110	0.98%
Marion	\$179,660	40,510	2,589	\$4.17	\$45,731	\$47,817	\$2,086	\$46,148	\$42,662	\$3,486	8.17%
New London	\$497,087	89,646	9,826	\$5.00	\$169,380	\$172,325	\$2,945	\$169,969	\$160,943	\$9,026	5.61%
Scandinavia	\$37,299	8,425	210	\$4.32	\$30,297	\$30,067	\$(230)	\$30,251	\$29,421	\$830	2.82%
Waupaca	\$870,098	229,281	19,980	\$3.49	\$383,184	\$389,742	\$6,558	\$384,496	\$369,265	\$15,231	4.12%
Weyauwega	\$164,751	33,394	3,111	\$4.51	\$76,814	\$76,169	\$(645)	\$76,685	\$72,801	\$3,884	5.34%
Totals					\$1,108,423	\$1,125,954		\$1,111,929	\$1,059,548	\$52,381	4.94%



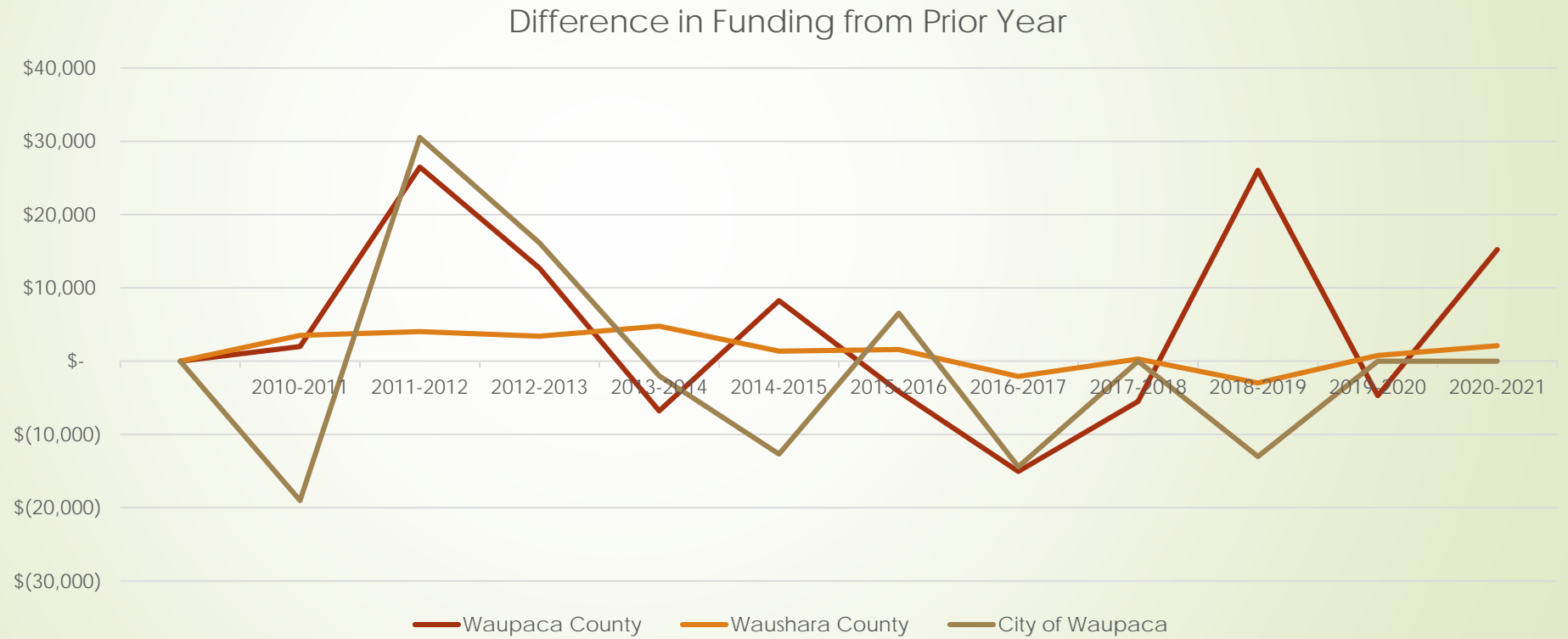
What is the history of Library Funding in Waupaca County?

- ▶ State Statutes mandate that **Counties must reimburse municipalities for resident use of the library at 70%** of the total cost for providing service
- ▶ After lobbying for increased funding, the 2009 Waupaca County Library Plan included the **goal to reimburse at 100%**
- ▶ The percentage increase was phased in over a five year period. **In 2014 the reimbursement reached 100%**
- ▶ The reimbursement has remained at **100% for the last six years.**
- ▶ County funding is **outside of levy limits** for the County

History of Waupaca Library Funding



Difference in Funding by source



2019 Expenditures



■ Staff Wages & Benefits

■ Print Materials

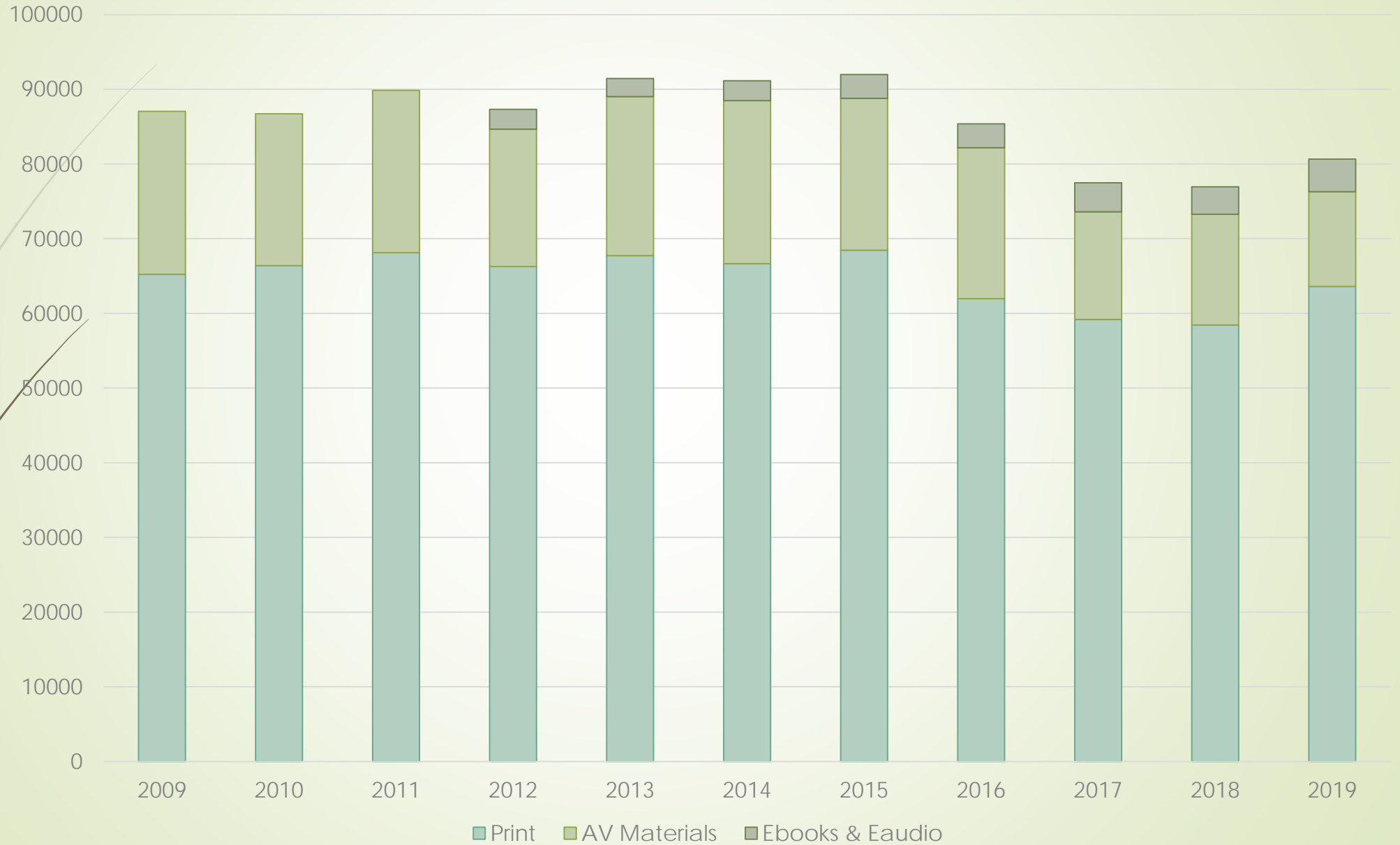
■ AV Materials


■ Electronic & Other Materials

■ OWLS Membership

■ Other Operating expenses

Expenditures for Materials





What is the possible effect of reduced spending or funding?

- **Strategic Initiatives impossible – increased hours, community connections, etc.**
- Waupaca County funding is at 100% - the Statutory requirement is 70%
- Materials budgets have already been decreased to a minimum
- Even more need in our community with regional Job Centers closing and libraries are being asked to pick up the slack.
- Eventual erosion of services
- We are a service organization – high personnel costs
- Personnel are lowest paid in the City – compare to clerical workers at City Hall, Park & Rec, Police
- Fund balance set aside by Board for retiring staff – will eventually be gone
- Essential services provided – workforce development, internet access, early literacy, lifelong learning
- We rely on our outside funding agencies for the extras that make our library exceptional